
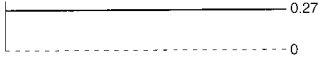


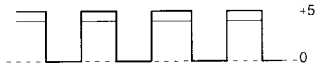




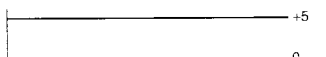

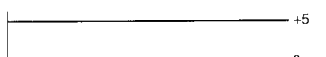





Comp	Name Circ/IC	Scope	Freq.	Data H/L/A	Description
10	NC		0		Not Connected
11	O/UFL		0		Not Connected
12	D7		10 kHz		Data output bit no.7
13	D6		HF: 500 kHz LF: instable		Data output bit no.6
14	D5		10 kHz		Data output bit no.5,
15	D4		10 kHz		Data output bit no.4,
16	CL		0		
17	CLN		1 MHz		
18	VCCD		0		
19	VCCO		0		
20	DGND		0		
21	OCTN		0		
22	CEN		0		
23	D3		500 kHz		Data output bit no.3
24	D2		500 kHz		Data output bit no.2